





**Sino
Ang**

No.

1

**Selling
Pellets?**



**Maraming
Gumagaya
Ngunit 'di
Makopya**



**The No.1
Selling Pellets!**

CROP	PEST	No. of Kgs/ha	TIME AND METHOD OF APPLICATION
Transplanted Rice	Golden Apple Snail (Kuhol)	2 to 4	Broadcast 2 kilos of Bayonet 6 % pellets into rice paddies with 1 - 2 inches of standing water in the afternoon after transplanting. When needed, a follow-up application of 2 kilos may be made 2 to 3 days later.
Direct-seeded Rice	Golden Apple Snail (Kuhol)	4 to 8	Broadcast 2 kilos of Bayonet 6 % pellets into rice paddies with 0.5 - 1 inch of standing water in the afternoon after seeding (DAS). A follow-up application of 2 to 6 kilos may be made 4 to 6 days later depending on the existing live snail population.

Distributed by:



Jardine Distribution, Inc.

www.jardinedistribution.com